




# Custom antibody solutions

For research and diagnostic development



**Each day your challenges intensify.  
The race to develop robust assays.  
The need to deliver on time, on budget.**

Staying competitive hinges on the value you bring. As demand continues to grow, success depends on finding the right company that will support your long-term needs and growth.

A company that understands the challenges you face and how you operate. Someone who will go the extra mile to help you deliver your end goals. A credible company with capabilities that match or exceed your own. Someone you can turn to and receive dedicated support.







## Choose the right partner

When selecting a company for antibody development, think beyond your day-to-day, short-term goals.

### **Cost**

Getting the right antibody early in your development program can prevent unnecessary costs later.

### **Quality**

Sensitivity, specificity and stability matter. A high-performance antibody enhances your chance of adoption and market access for your therapeutics.

### **IP**

Is the right IP in place for you to take the antibody into a clinical program when the time comes?

### **Time**

Time invested in evaluating your target and specifications will ensure you have an antibody that meets all your needs: now and in the future.

# What we do

## The Abcam difference



### Expertise

Industry expertise coupled with a multi-platform approach delivers high-performance antibody solutions.



### IP protection

Robust IP on discovery platforms – we provide the confidence to take your antibody from research all the way to clinic.



### Speed and efficiency

High-throughput and comprehensive assay cascades to screen for the right antibody, at speed.

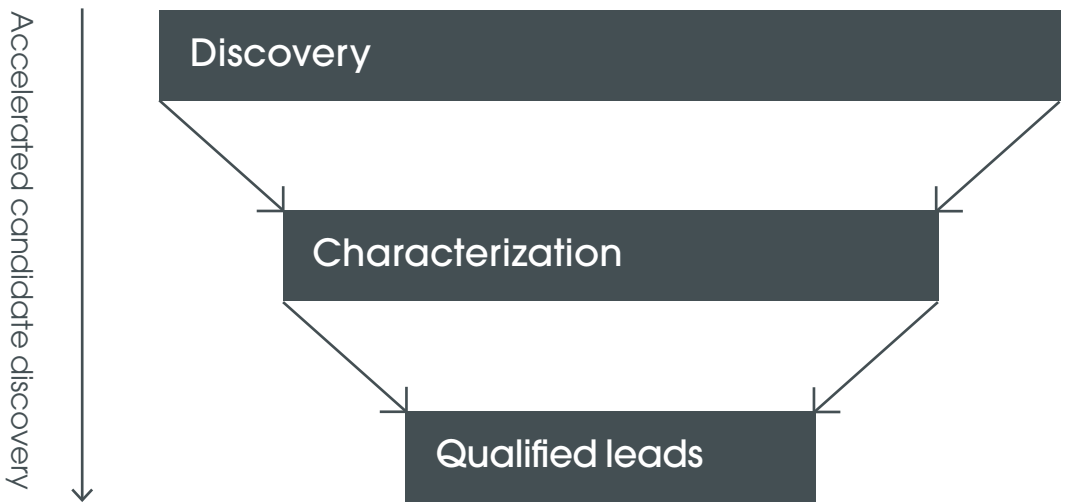


### Relationships

Leverage our IHC antibody expertise and established ties with key diagnostic developers.

## Antibody screening and validation

Integrated platform to deliver fully characterized antibody candidates for therapeutic and diagnostic selection.



## Support for diagnostic commercialization

Abcam supports antibody development across the IVD sector, from laboratory-developed tests and rapid assay platforms through to companion diagnostics and clinical trials. Our IVD IHC clones are developed in compliance with the FDA’s Quality Systems Regulations (21 CFR, Part 820) and ISO 13485.

Abcam’s RabMAb® antibodies are used in seven FDA-approved companion diagnostic assays. We routinely supply ASR-grade material to the market.

Our proven discovery platforms		
RabMAb® discovery		p6
RabMAb®-NGS		p6
Phage display		p7







# RabMAb<sup>®</sup> and RabMAb<sup>®</sup>-NGS technology

## The original rabbit monoclonal discovery platform.

Our RabMAb<sup>®</sup> technology combines the superior antigen recognition of the rabbit immune system with the specificity and consistency of a mouse monoclonal. High affinity, high specificity, high consistency.

Fully harness the potential of our RabMAb technology with the power of next-generation sequencing (NGS).

Benefits	RabMAb <sup>®</sup>	RabMAb <sup>®</sup> -NGS
<b>High affinity</b> RabMAb <sup>®</sup> antibodies have high affinity and enhanced performance.	✓	✓
<b>Superior performance</b> Unparalleled recognition of small epitopes, including post-translational modifications, small molecules, short peptides, point mutations, and conformational epitopes.	✓	✓
<b>Find unique binders</b> With wider epitope recognition, we can generate a broader range of antibodies recognizing unique epitopes.	✓	✓
<b>Relevant species binding</b> Rabbit offers options for human, NHP and mouse/rat cross reactivity, giving coverage of preferred species for project progression.	✓	✓
<b>Identify rare binders</b> Even greater pool of candidates compared with traditional hybridoma method. Even better support of discovery efforts for functionally relevant diagnostic and therapeutic antibodies.	✗	✓
<b>Navigate challenging IP landscapes</b> Provides a whole library of antibody sequences to support the resulting IP portfolio for legal protection around target binding.	✗	✓
<b>Complete bioinformatic support</b> Proprietary bioinformatic support to permit rational clone selection and maximize lead discovery with both depth and breadth approaches.	✗	✓

Seven FDA-approved companion diagnostic assays are created using our RabMAb<sup>®</sup> technology.


# Abcam's phage display platform

**Versatile, animal-free system for delivering recombinant antibodies.**

When it is not feasible to use animal systems, we turn to our proprietary in vitro phage display technology to generate recombinant antibodies, at speed.

Use phage display to generate antibodies against

- ① Toxins
- ② Infectious agents
- ③ Low immunogenicity targets





A collaboration with Abcam helps you  
to get it right, first time.

Get in touch to discuss your custom  
antibody needs and request a call back  
**custom@abcam.com**

